



## SEABREEZE 250

### DESCRIPTION

Let's be honest. When you hear the word "pontoon," you probably think of an old putt-putt party barge. We're here to tell you to think again. The Seabreeze 250 is a powerful cruiser that can handle a 200 HP Mercury Verado engine when you opt for a third pontoon tube with a Performance Package. So you absolutely can add that ski tow bar and log countless hours pulling watersports thrill seekers. Plus, it has several stunning floorplans and a wide range of attractive options that allow you to design a unique watercraft that will constantly surpass the expectations of your family, even as children grow up. Whether you're interested in picnicking and sunbathing in a sublime cove, casting off the dock lines to take a relaxing tour of the lake, heading for the nearest action-packed swimming hole or pursuing watersports glory, the Seabreeze 250 effortlessly rises to the challenge. And, yes, if you'd like to entertain your friends dockside or at anchor, this capable pontoon can manage the party-barge thing just fine. With extra style points, of course.

### SPECIFICATIONS

OVERALL LENGTH	25' 4"	7.72 m
PONTOON LOG LENGTH	24'	7.32 m
PONTOON DIAMETER	25"	63.50 cm
BEAM	8' 6"	2.59 m
APPROX. BASIC HULL WEIGHT	3569 Lbs	1,618.87 kg
MAX PERSON CAPACITY	13-14	
MAX WEIGHT CAPACITY	2448 lbs - 2632 lbs	1,110.39 kg - 1,193.85 kg
FUEL CAPACITY	30 gal (2 tubes) 40 gal (PP+)	113.56 l (2.00 tubes) 151.42 l (PP+)
MAX HP CAPACITY	150 HP (2 tubes) 200 HP (3 tubes)	111.85 kw (2.00 tubes) 149.14 kw (3.00 tubes)

## STANDARD FEATURES

---

### CARPET

---

True Mica Carpet

### CONVENIENCE FEATURES

---

12 volt DC receptacle

Bimini, 10' (1.25" frame w. SST quick release)

Bucket Helm Seat

Cover, mooring (snap system)

Helm Storage Door

Ladder, 4-step fold down (stern)

Removable Windscreen

Stainless Steel Cleats

Table, with drink holders (Dealer Install)

### GAUGES

---

Gauges, analog (tach, trim, fuel)

Tachometer

### RADIO

---

Jensen Stereo - incl 2 Jensen spkrs, MP3/USB/Aux

## OPTIONS

---

### ACCENT COLOR

---

Black Sand Accent

Canyon Red Accent

Dune Accent

Ocean Blue Accent

Silver Accent

### CANVAS

---

Bimini, 12' (1.25" frame w. SST quick release)

Bimini, 12' Lighted

Bimini, double - na LED lights or power top

Full Enclosure - incl. double Bimini

Seat Covers, Canvas (TAN) w. Mooring Cover

Seat Covers, Canvas (TAN) without Mooring Cover (Deletes Standard Mooring Cover)

### COLORS

---

Black Sand

True Red

Dune

Ocean Blue

Pewter

## COMFORT & CONVENIENCE

---

4 step ladder w. platform (stern)  
4 Step SST Telescopic Folding Ladder  
Battery disconnect switch, single (incl 1 battery tray)  
Battery selector switch, double (incl 2nd battery tray)  
Battery on-shore charger, 120V  
Changing room w. curtain  
Changing room w. curtain - req FS/FC Floorplan  
Cleats, SST flip-up 5.5"  
Cooler, soft-sided w/ Logo  
Woodgrain Portable Cupholder (1)  
Cupholders, stainless steel  
Docking lights, under deck LED  
Fenders, 2 additional fenders w. straps  
Fenders, quick release (2 fenders, 2 straps, 4 quick release)  
Fire extinguisher, manual  
National Flag  
Grill, SST (Req. Ent. Center/Galley)  
Grill, SST Fence Mounted (dealer install)  
Lighting, courtesy  
Mooring eyes, midship  
Porta Potti

## ENGINES

---

Mercury 9.9 ELPT CT 4S  
Mercury 25 ELPT 4S EFI  
Mercury 30 ELPT 4S EFI  
Mercury 40 ELPT BF 4S EFI  
Mercury 50 ELPT BF 4S EFI  
Mercury 60 ELPT BF 4S EFI  
Mercury 75 ELPT 4S EFI  
Mercury 90 ELPT 4S EFI (Non-Command Thrust)  
Mercury 90 ELPT 4S EFI (Command Thrust)  
Mercury 115 ELPT 4S EFI (Non-Command Thrust)  
Mercury 115 ELPT 4S EFI (Command Thrust)  
Mercury 150XL EFI 4S (incl Hyd Strg, req. lifting strakes & skin kit)  
Mercury 175 Verado (incl Hyd Strg/DTS, req. lifting strakes & skin kit)  
Mercury 200 Verado (incl Hyd Strg/DTS)  
Honda BF 25 DKLRT (incl F/W separator)  
Honda BF 40 DKLRTA (incl F/W separator)  
Honda BF 50 DKLRTA (incl F/W separator)  
Honda BF 75 DKLRTA (incl F/W separator)  
Honda BF 90 DKLRTA (incl F/W separator)  
Honda BF 115 DLA (incl Hyd Strg, F/W separator)  
Honda BF 150 AKL (incl Hyd Strg, F/W separator, req. lifting strakes & skin kit)  
Honda BF 200 AIL (incl Hyd Strg, F/W separator)  
Torqeedo electric motor, 4.0 Cruise (batteries not included) (Req CS Floorplan)

## FISHING

---

Dash Mounted Fishfinder - Lowrance Hook 3X  
Raymarine A68 Chartplotter w. Sonar (Mounting location varies by model)  
FS/FC Tackle Station Upgrade (incl. changing room, rod holder, LED lights, wash down station)  
Half Gate for Trolling Motor  
Livewell, aerated (furniture drop-in) (na w. Polk Stereo Upgrade & 4 Speaker Upgrade)  
Rod holders, adjustable (2) - req LX floorplan

## FLOORING

---

Carpet, Island Cove  
Berber Marine-grade Carpet  
Main Vinyl  
Main Teak Vinyl  
Main Beachwood Vinyl  
Main Light Woven Teak  
Main Dark Woven Teak  
Main Gray Woven Teak  
Main Gray Seagrass  
Main Woven Shadow Diamonds  
Rear Vinyl  
Rear Teak Vinyl  
Rear Beachwood Vinyl  
Rear Light Woven Teak  
Rear Dark Woven Teak  
Rear Gray Woven Teak  
Rear Gray Seagrass  
Rear Woven Shadow Diamonds  
Snap-in Berber Carpet w/ Full Vinyl Flooring - na FS Floorplan  
Snap-in Woven Diamonds w/ Full Vinyl Flooring - na FS Floorplan

## FURNITURE

---

Additional Table w/ Drink Holders  
Upgrade to Woodgrain Table w/ Drink Holders  
Additional Woodgrain Table w/ Drink Holders  
Upgrade to Black Acrylic Table w/ Stemware & Drink Holders  
Additional Black Acrylic Table w/ Stemware & Drink Holders  
Fishing Seat Upgrade (2) req. FC Floorplan  
Fishing Seat Upgrade (4) req. FS Floorplan  
Highback Reclining Helm Seat  
Dual Highback Helm Seats - Dual Helm Seats  
Lowback Non-reclining Helm Seat  
Lowback Non-reclining Helm Seats - Dual Helm Seats  
Lowback Reclining Helm Seat  
Lowback Reclining Helm Seats - Dual Helm Seats  
Adjustable Height Seat Base w/ slider/swivel - na raised helm, salt water pkg II or bolster seat  
Jump Seat - na FS Floorplan

## GRAPHIC COLOR

---

Black Sport Graphic  
Burnt Orange Sport Graphic  
Dune Sport Graphic  
Lime Green Sport Graphic  
Silver Sport Graphic

## HELM

---

Digital Depthsounder  
Speedometer (incl with performance pkgs)  
Steering Wheel Upgrade - Sport  
Steering, tilt (incl with hydraulic or PAS steering)

## INTERIOR COLOR

---

Alabaster

## PACKAGES

---

Convenience Package: Portable Cupholder, Sport Steering Wheel Upgrade, Flip-up Cleats, Kick Plates, Quick Release Fender System  
Lighting Package: Lighted Cupholders, Lighted Speakers, Courtesy Rope Lighting

## PERFORMANCE & HANDLING

Salt Water Pkg II (rotocast helm seat, 4 anodes, riveted hinges, alum gate hinges)

SALTWTR PKG II-W/DUAL HELM SEATS\*

Sport Tube Package - extra center tube w/o lifting strakes

Sport Tube Package - extra center tube with lifting strakes

Performance Package Plus - req. hydraulic steering (max 200 HP - na 200 Pro4S L6)

Xtreme Steering (for engines <115hp) (na Hyd & PAS Steering)

Hydraulic steering (for engines <115hp)

Keel, full length, extruded (3/8 inch thick)

PAS - Power assist steering (for Non-Verado engines < 225hp)

PAS - Power assist steering (for Verado engines < 225hp)

Rough Water Package II (reinforced nose cones & keel) incl. lifting strakes

Rough Water Package I (incl reinforced nose cones, add'l support at bow, full keel) - 2 tubes

Salt water pkg I (4 anodes mounted)

In-Floor Storage w/ Bilge - req. Performance Package Plus

Ski tow bar, SST (na w/ Twin Engine Platform)

Skin kit, aluminum (incl. w/ perf pkgs/T3/Twin Engine Platform)

SST Ski Tow Bar - req Performance Package Plus

Lifting Strakes - recom 90hp & up (incl. w/ perf pkgs/T3/Twin Engine Platform)

## PILLOW TOP INTERIOR STYLING

Pillow Top, Alabaster

## STEREO & SOUND

2 Additional Jensen Speakers (req. FS Floorplan)

Polk Speaker Upgrade (4) - req. FS Floorplan

Polk Stereo (2 Jensen & 2 Pop-up Speakers) req. FS Floorplan

Polk stereo - incl 4 Jensen speakers

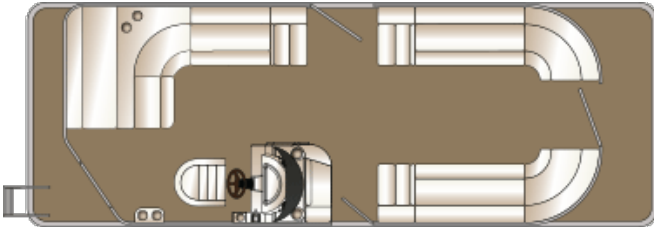
Speakers, 2 additional Jensen (na w/ Livewell or Polk Stereo Upgrade)

Speakers, Polk upgrade (4 Speakers, Recommend Polk Head Unit)

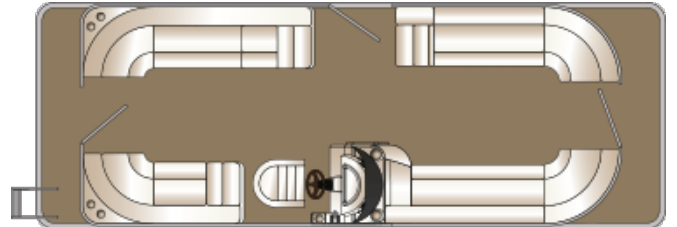
Speakers, SST cover - req Polk speakers

SST Speaker Covers - req. Polk Speakers & FS Floorplan

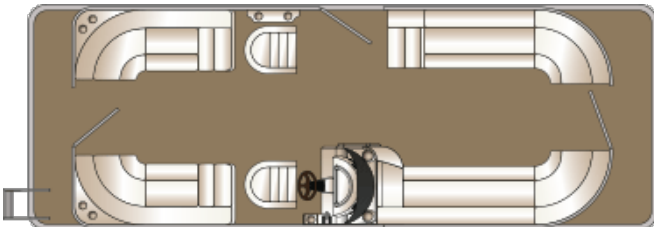
## FLOORPLANS



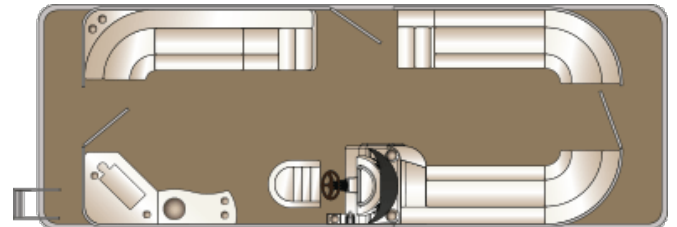
CS - L group (Standard)



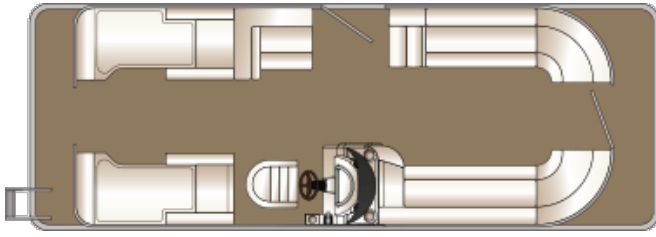
CW - Center Walkthru



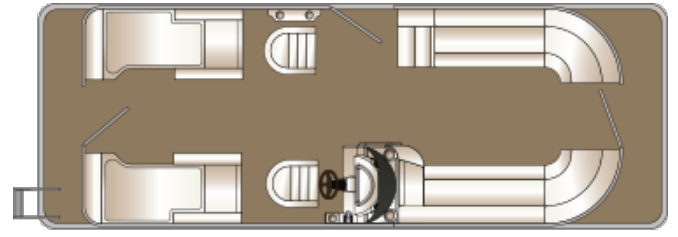
CWDH - adds dual helm seat



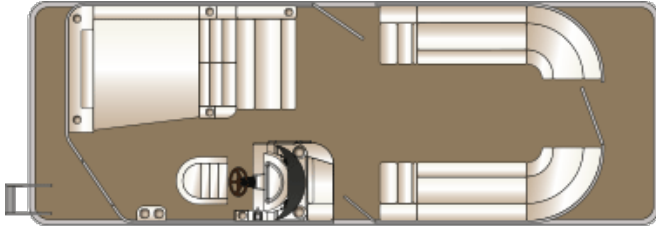
CWEC - adds entertainment center



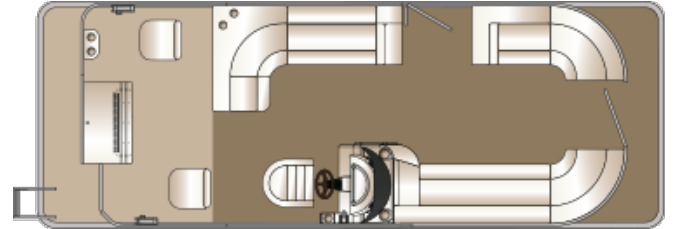
DL - Dual Rear Facing Loungers



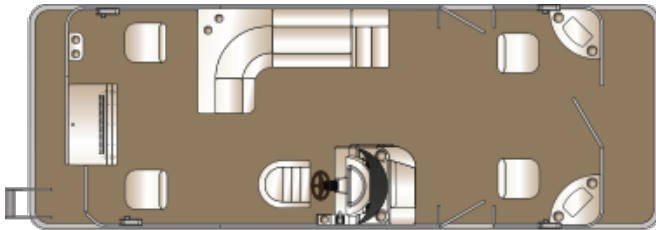
DLDH - adds dual helm seat



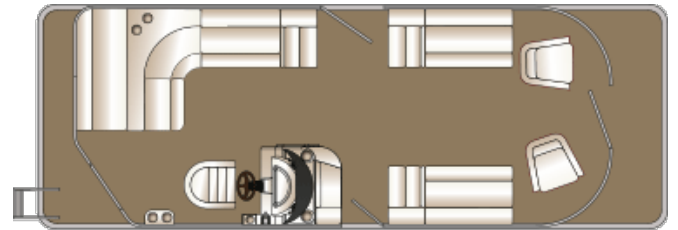
SL - Single Rear Facing Lounger



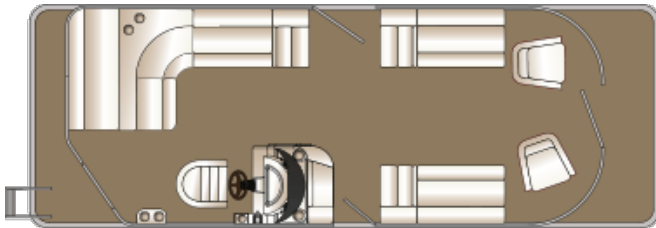
FC - Fish & Cruise



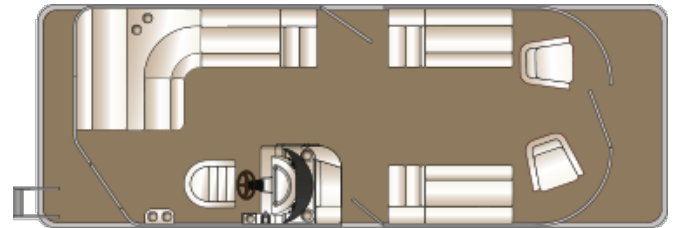
FS - Fish (na Pillow Top furniture)



LX - 2 Bucket bow seats



LX - 2 Basic bow seats - req helm seat upgrade



LX - 2 High back bow seats - req helm seat upgrade